

CLTL


— LED LIGHTING —

Industrial LED Technologies Ltd.

FL395 SERIES

Floodlight Available in 150 Watt

INDUSTRIAL SERIES



Designed, Built, and Tested in Canada

Key Features

Made to stand up to extreme conditions, the FL395 Industrial Series 150W LED Flood Light can provide 22,500 lumens of light. This floodlight is exclusive to Lumisave and is stronger, brighter, and runs cooler than the FL390.

Recommended Use

Any heavy duty industrial application. Indoor and outdoor flood, wall pack and ceiling lighting applications. Long Life Lamp source is required, Parking Lots, Med to High Mounting Heights, Wet & Dry Locations, High Vibrations, Parking Garages, Wall & Pole Mounting, Low Clearance, Wash Bay, Paint Shop And Mobile Equipment. Comparable to: 150 - 400 Watt H.I.D. or metal halide fixtures.

Advantages

- Designed, Built, and Tested in Canada
- Dual Epoxy Filled Drivers
- 80,000 Hours- lifespan and produces 150 Lumens/W
- Hazardous Location Certified
- Rugged, weather-proof design
- Rubber Sealed
- Surge Protection
- Wires Heat Shrank and Sealed
- 5 Year replacement warranty
- Up to 70% energy savings

Durable - Hazloc Certified - Fully Sealed - Exclusive to Lumisave

Even after being frozen in ice for one week, the FL395 works perfectly.



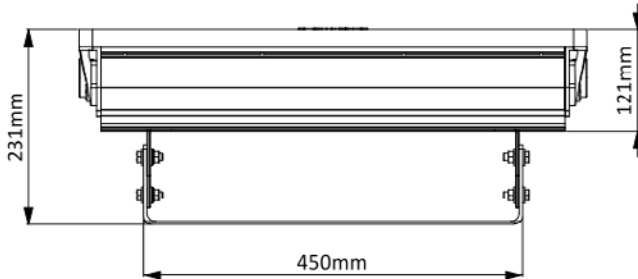
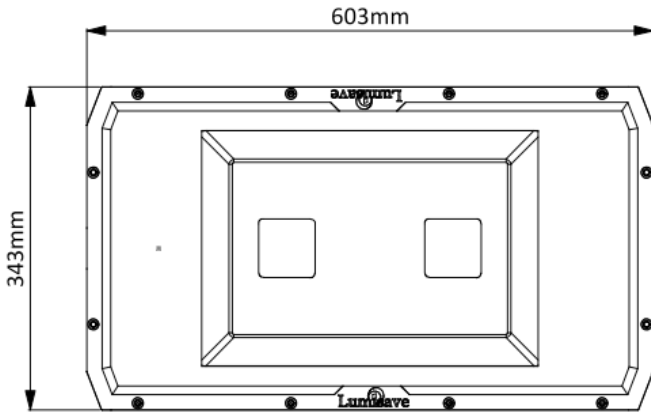
CLTL

LED LIGHTING

FL395 SERIES

DIMENSIONS - all measurements in millimetres

150W



Specifications

Meanwell MULTI Voltage Driver	120-277V or 347-480V
Power Factor	≤ 95%
Samsung Chip Life Expectancy	80,000 Hours (LM70)
LED Luminous Efficiency	150 (Lm/W)
Colour Temperature	5000K
Colour Rendering Index	Ra > 70
Maximum Intensity Angle	≥ 120 Degree
Lens	6mm Lexan
Fixture	Black Aluminum Alloy Housing
Weight	17 kg
Work Temperature	-40°C to + 40°C
Work Humidity	10% to 95% RH
Protection	Wet Location / IP68
Certifications	Pending Certifications
Approved	Pending Certifications

**Lumisave can produce additional specifications. Available upon request



SAMSUNG

Sample Order Number: LS-FL395-150W-MV-LX-W7-BH-H1

LS-FL 395						
SERIES	WATTAGE	VOLTAGE	LENS	CABLE WHIP	MOUNTING	HAZLOC
LS-FL395	150W	MV HV	120-277V 347-480V*	LX LEXAN DIFFUSER LF FROSTED DIFFUSER	W7 W(X)	7'WHIP CUSTOM WHIP
					BH HEAVY DUTY BRACKET	H1 HAZARDOUS