



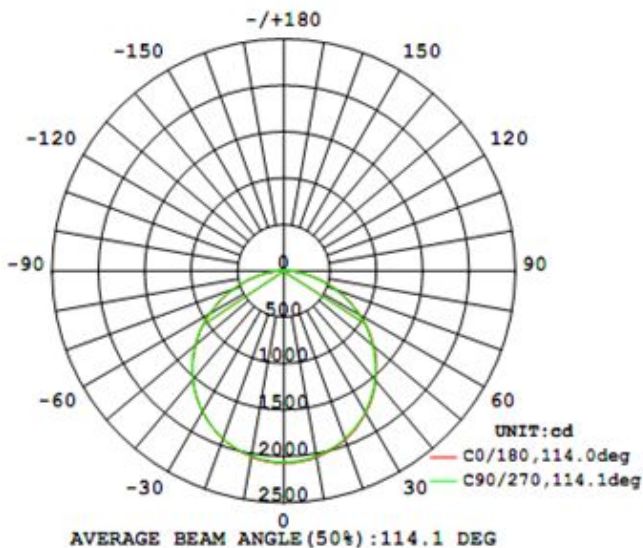
- UL Standard, with isolated external power supply
- PF>0.95, Power Efficiency: >0.85
- LGP 4mm thick, imported from Taiwan
- 3 years warranty
- High efficiency: up to 90lm/w
- 4014SMD LED, Ra>80
- Both dimmable & non-dimmable are available
- Energy-saving & Super bright , saving 75% energy

Parameter

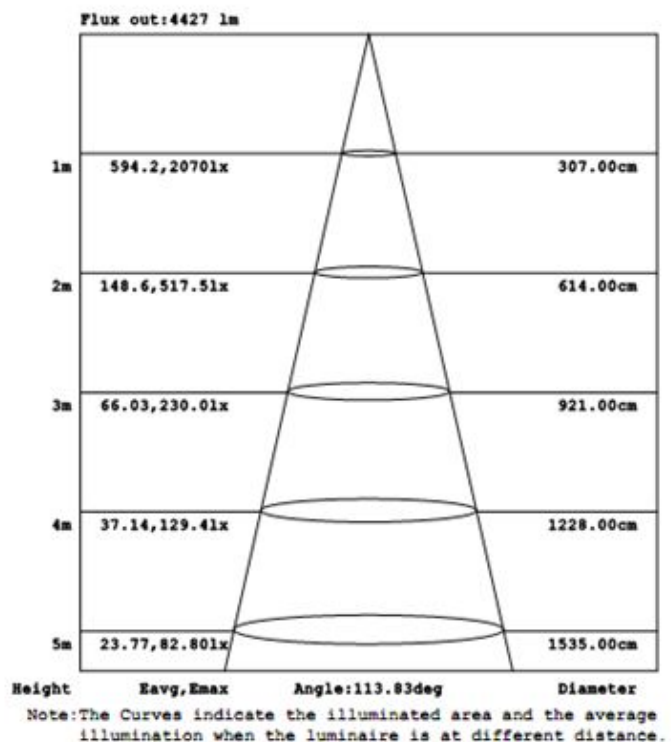
Type	CH-MB-70W	Input Voltage	100-277V/50-60Hz
Light Source	4014	Dimming	NO(Upon Request)
Power	70W	Power Factor	0.95
Beam Angle	120°	THD	<15%
Luminous Flux	More than 6300LM	Connection	3 Polors
Lumen Efficacy	Up to 90LM/W	Warranty	3 Years
Color Temperature	5000K(+/-400K)	IP Rating	IP20
Operating Temp.	-30-45℃	Size	2ft*4ft
CRI	Ra80	Certification	UL.DLC.FCC.ROHS
Driver	Own	UL Number	E472052

Light Distribution Curve

LUMINOUS INTENSITY DISTRIBUTION DIAGRAM



CH-PL12060-72W (Series B)



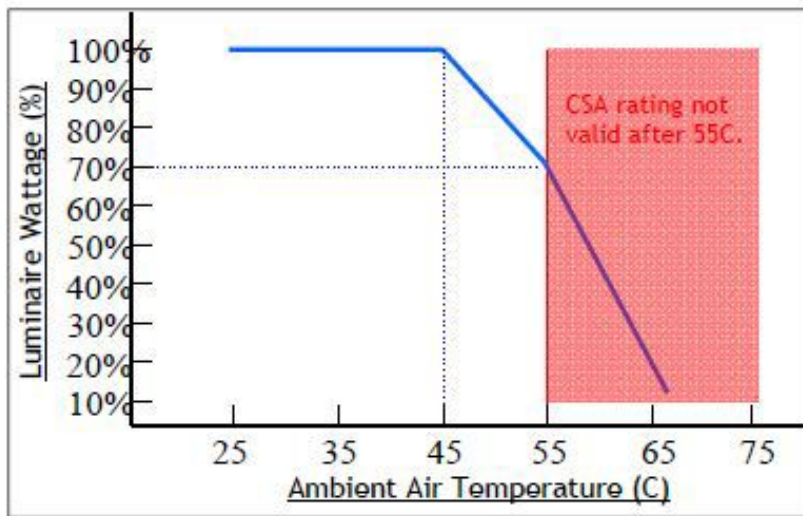
CH-PL12060-72W (Series B)

Application

- Replacement for conventional panel lights :
- Hotels / Meeting Rooms
- Factories / Offices / Car parks /Schools
- Hospitals / Supermarkets / Railway Stations & Airports



Temperature Compensation



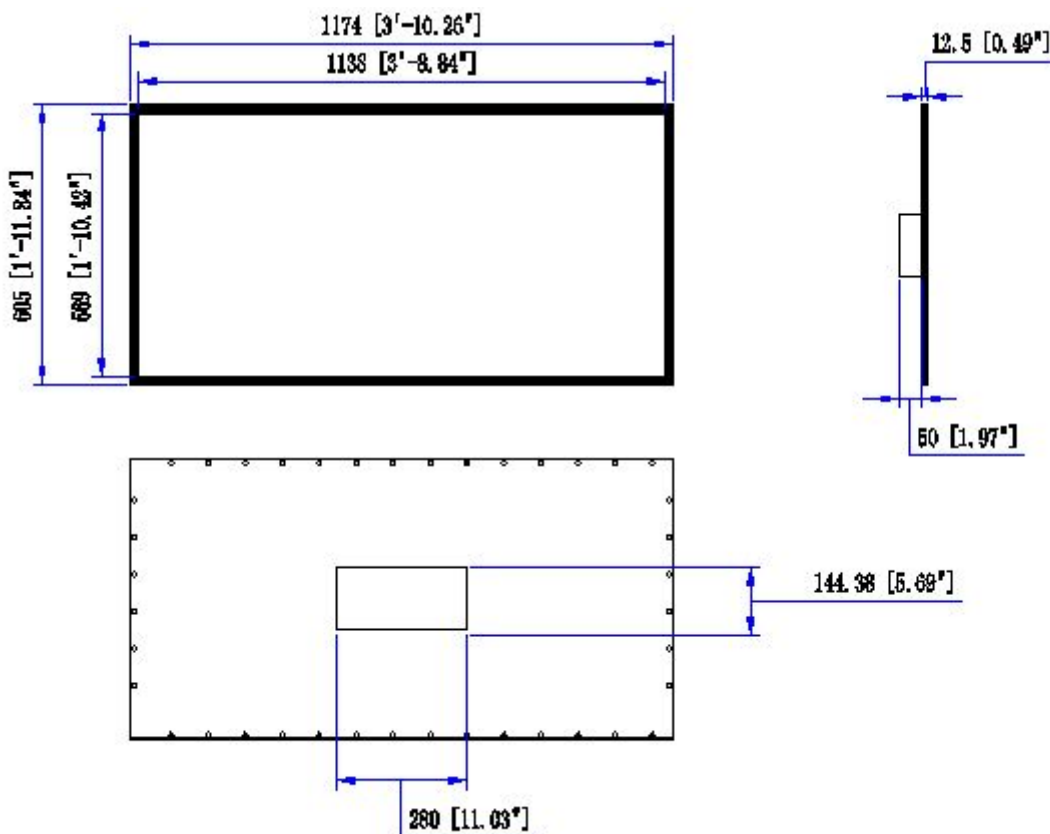
Control module activates at 45C. L70 output reached at 55C.

Continuous operation after 55C with increased compensation.

CSA certification valid to 55C only.

Chart accurate for Standard Output versions only.

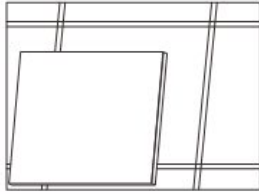
Size



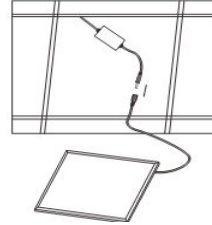
Installation

A. Embedded Installation:

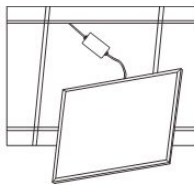
1. move away ceiling plaster slab



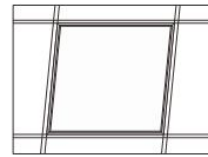
2. Connect the wire



3. Place the panel light to suitable place

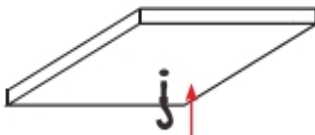


4. Put panel light steadily

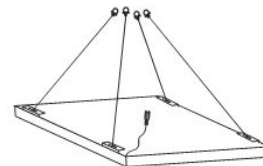


B. Hanging on ceiling

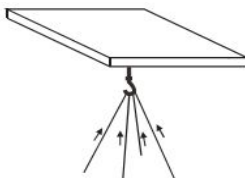
1. Fix the hook and screws on ceiling



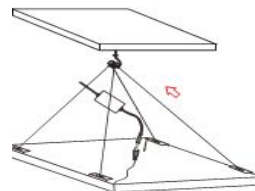
2. Connect the steel wire rope to the panel light



3. Hanging the retaining rings on the hook



4. Connect the power supply



Packing details

Model	Meas	Qty	Net weight
CH-MB-70W	1203*1203*140mm	2pcs/carton	13kg

